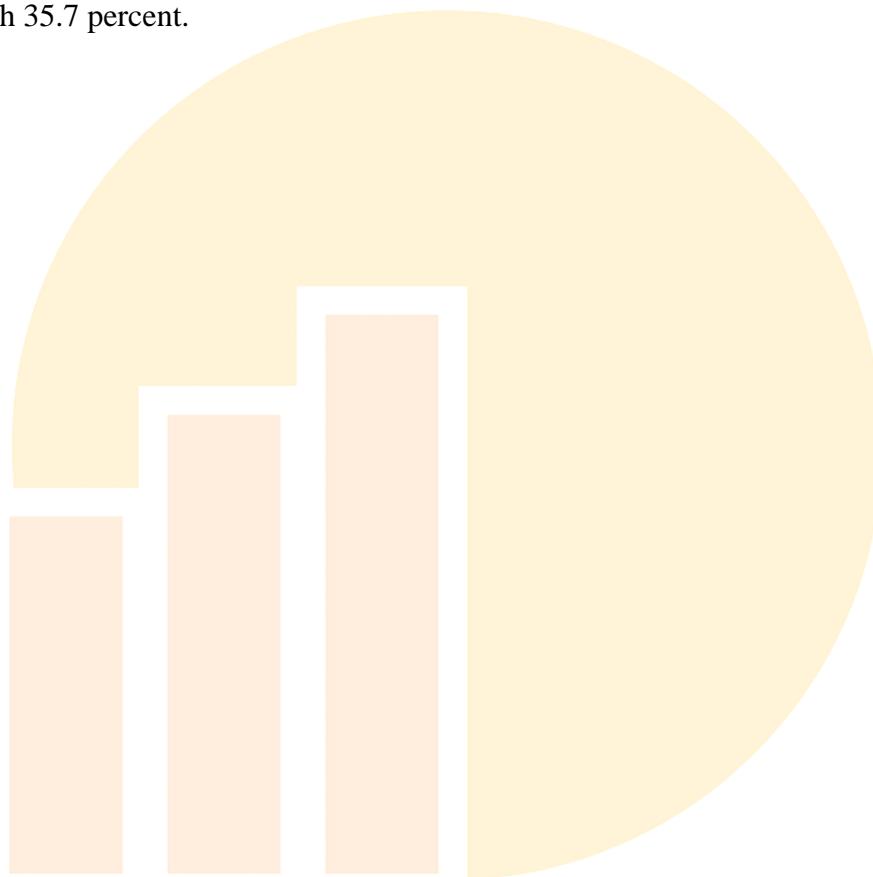


CPI by Provinces in the Month of Mordad of the Year 1398¹

All Households

In the month of Mordad² of the year 1398, the national households general index (1395=100) reached 180.8 which increased by 0.6 percent compared with the previous month. In this month, the province of Lorestan saw the highest monthly inflation rate of the national households with a 2.8 percent increase and the lowest monthly inflation rate went to Kordestan province with a 0.4 percent drop. Percentage change in general index for the national households was 41.6 percent in contrast to the corresponding month of the previous year (point to point inflation). The highest point to point inflation rate was for Ilam province with 54.8 percent and the lowest one was for Fars province with 34.6 percent. The twelve-month inflation rate ending the month of Mordad of the year 1398 for the national households stood at 42.2 percent. The highest twelve-month inflation rate went to Kordestan province with 50.8 percent and the lowest one was for Qom province with 35.7 percent.



Statistical Centre of Iran

¹- It is the Iranian year which usually begins on the day of 21 March of the Gregorian calendar. To find the corresponding year of the Gregorian calendar, add 621 or 622 (depending on the time of the year) to a [solar Hijri](#) year. For example the corresponding year of the year 1398 in the Gregorian calendar is (21 March 2019-20 March 2020).

²- **Iranian months and their equivalent in Gregorian calendar**

Farvardin (21 March-20 April)

Ordibehesht (21 April-21 May)

Khordad (22 May-21 June)

Tir (22 June-22 July)

Mordad (23 July-22 August)

Shahrivar (23 August-22 September)

Mehr (23 September-22 October)

Aban (23 October-21 November)

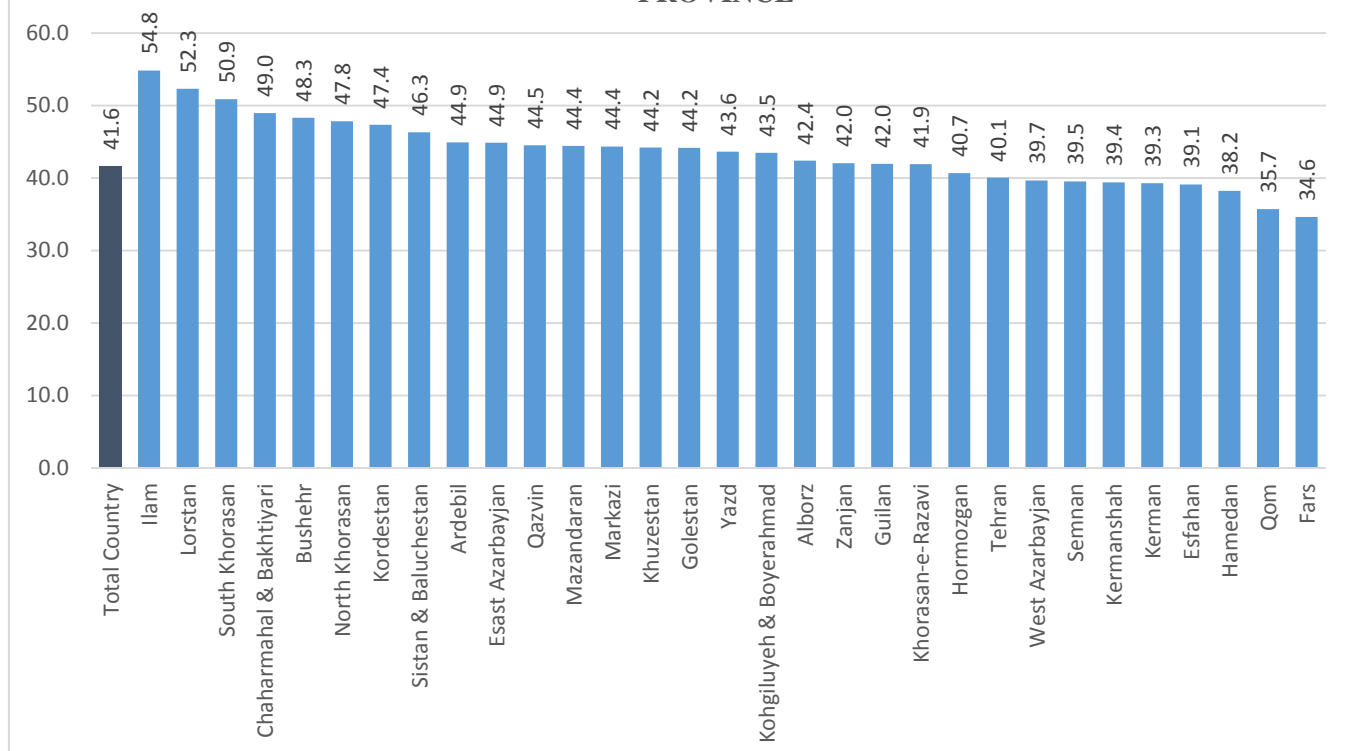
Azar (22 November-21 December)

Dey (22 December-20 January)

Bahman (21 January-19 February)

Esfand (20 February-20 March)

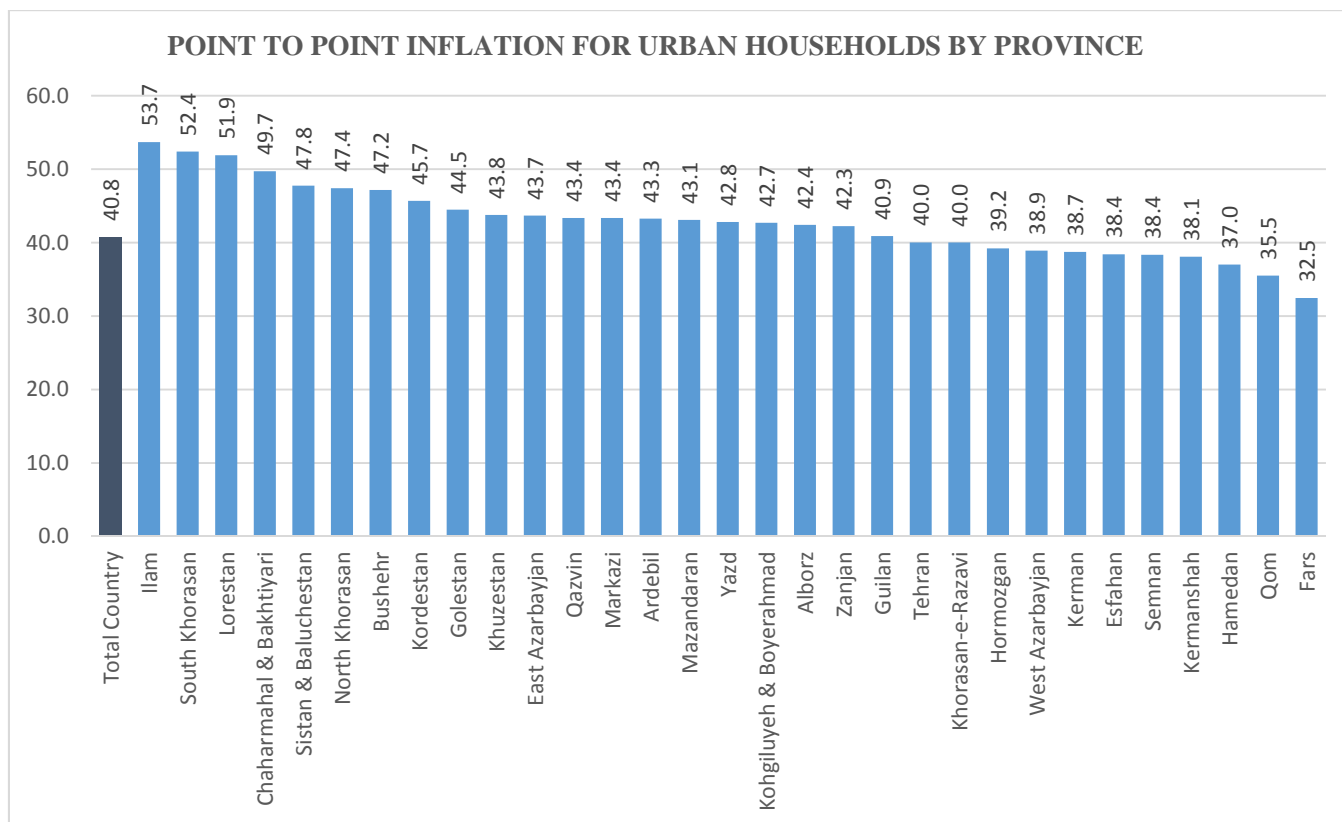
POINT TO POINT INFLATION FOR ALL NATIONAL HOUSEHOLDS BY PROVINCE



Urban Households

Urban households general index (1395=100) reached 179.7 in the month of Mordad of the year 1398 indicating a 0.7 percent rise compared with the previous month. In this month, the highest monthly inflation rate of urban households went to Lorestan province with a 3.1 percent increase and the lowest monthly inflation rate was for Kordestan province with a 0.4 percent fall. The percentage change in general index for urban households was 40.8 percent in contrast to the corresponding month of the previous year (point to point inflation). The highest point to point inflation rate was for Ilam province with 53.7 percent and the lowest one went to Fars province with 32.5 percent. The twelve-month inflation rate ending the month of Mordad of the year 1398 for urban households stood at 41.4 percent. The highest twelve-month inflation rate went to Ilam province with 50.2 percent, and the lowest one was for Hormozgan province with 35.4 percent.

Statistical Centre of Iran

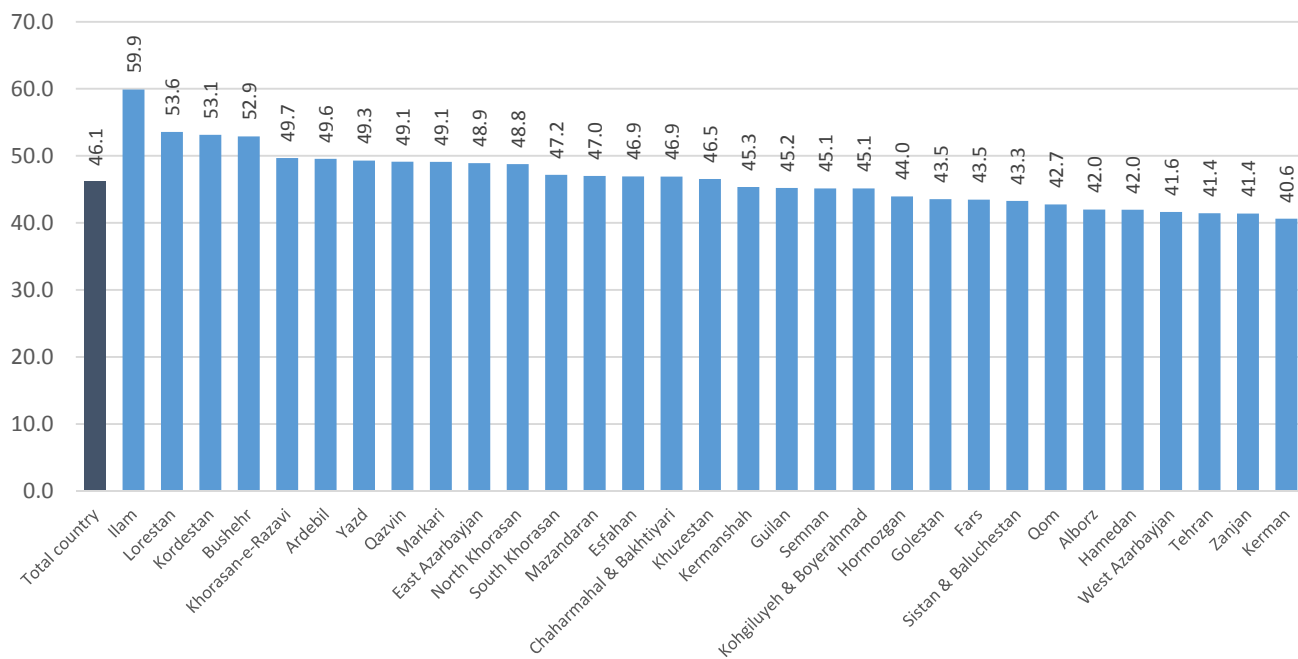


Rural Households

Rural households general index (1395=100) stood at 187.1 in the month of Mordad of the year 1398 indicating a 0.3 percent increase compared with the previous month. In this month, the highest monthly inflation rate of rural households went to Lorestan province with a 2.1 percent increase and the lowest monthly inflation rate was for Hamedan province with a 1.0 percent drop. The percentage change in general index for rural households was 46.1 percent in contrast to the corresponding month of the previous year (point to point inflation). The highest point to point inflation rate of rural households was for Ilam with 59.9 percent and the lowest one went to Kerman province with 40.6 percent. The twelve-month inflation rate ending the month of Mordad of the year 1398 for rural households reached 46.6 percent. The highest twelve-month inflation rate went to Kordestan province with 55.9 percent, and the lowest one was for Alborz province with 39.1 percent.

Statistical Centre of Iran

POINT TO POINT INFLATION FOR RURAL HOUSEHOLDS BY PROVINCE



Statistical Centre of Iran

General Price Index for National Households for Goods and Services, and Percentage Changes in Index by Province, Month: Mordad Year: 1398 Base Year 1395=100

Province	General index				Food, beverages and tobacco					Non-foods items and services				
	General index	Monthly inflation	Point to point inflation	Twelve month inflation rate	Weight	Index	Monthly inflation	Point to point inflation	Twelve month inflation rate	Weight	Index	Monthly inflation	Point to point inflation	Twelve month inflation rate
Total country	180.8	0.6	41.6	42.2	27.24	219.3	-0.5	56.6	63.3	72.76	166.4	1.2	35.2	33.7
Markazi	186.1	0.9	44.4	45.0	31.85	225.6	-0.6	55.9	64.2	68.15	167.7	1.8	37.9	35.2
Gilan	176.0	0.5	42.0	40.2	25.01	209.2	-2.6	57.1	64.0	74.99	164.9	1.9	36.4	32.0
Mazandaran	179.4	-0.1	44.4	41.0	29.17	212.9	-1.6	59.7	59.9	70.83	165.6	0.8	37.5	32.8
East Azarbayejan	186.3	-0.3	44.9	45.7	30.00	215.6	-2.4	53.5	63.2	70.00	173.7	0.9	40.7	37.8
West Azarbayejan	175.6	-0.4	39.7	41.5	33.06	209.3	-2.0	50.5	61.1	66.94	159.0	0.7	33.4	31.1
Kermanshah	184.9	0.4	39.4	40.9	31.62	227.0	-0.6	59.3	64.3	68.38	165.5	1.0	29.2	29.7
Khuzestan	184.5	0.1	44.2	45.5	33.32	224.4	-0.6	56.5	66.3	66.68	164.5	0.5	36.9	34.3
Fars	170.9	0.6	34.6	37.8	27.45	212.4	-0.7	49.7	61.7	72.55	155.2	1.3	28.0	28.0
Kerman	172.0	1.5	39.3	36.9	33.88	211.9	0.1	56.5	57.5	66.12	151.6	2.5	29.1	25.6
Khorasan-e-Razavi	176.8	0.3	41.9	41.5	33.45	222.3	-0.6	57.5	65.0	66.55	153.9	1.1	32.4	28.5
Esfahan	172.9	0.9	39.1	37.9	24.18	220.2	0.6	55.3	63.3	75.82	157.9	1.1	32.9	29.2
Sistan & Baluchestan	183.1	-0.2	46.3	48.9	43.20	213.2	-1.1	58.1	66.5	56.80	160.2	0.8	36.1	34.8
Kordestan	190.8	-0.4	47.4	50.8	37.16	215.8	-1.2	56.1	65.9	62.84	176.0	0.2	41.6	41.5
Hamedan	182.3	-0.3	38.2	41.8	31.70	209.9	-2.5	47.4	60.6	68.30	169.5	1.0	33.5	32.8
Chaharmahal & Bakhtiyari	198.6	0.9	49.0	50.2	37.03	235.8	-1.3	60.4	70.3	62.97	176.8	2.7	41.0	37.5
Lorestan	203.4	2.8	52.3	49.1	34.63	225.9	0.8	59.2	64.9	65.37	191.4	4.1	48.3	40.5
Ilam	204.7	1.5	54.8	50.7	35.32	233.5	0.6	65.5	64.3	64.68	188.9	2.1	48.4	42.7
Kohgiluyeh & Boyerahmad	185.4	0.6	43.5	48.1	35.99	210.9	-1.5	53.0	62.3	64.01	171.1	2.1	37.5	39.7
Bushehr	183.8	0.5	48.3	48.1	31.53	242.4	0.0	71.0	78.0	68.47	156.8	0.9	35.5	33.1
Zanjan	176.2	-0.2	42.0	41.8	32.96	195.8	-1.0	47.4	53.1	67.04	166.6	0.2	39.1	35.9
Semnan	177.9	0.9	39.5	39.6	31.81	212.7	-0.5	54.7	58.1	68.19	161.7	1.7	31.6	30.5
Yazd	180.5	1.2	43.6	41.8	31.90	226.3	0.2	59.8	66.5	68.10	159.0	1.8	34.5	29.2
Hormozgan	174.0	2.3	40.7	36.8	28.90	223.2	1.1	60.3	66.1	71.10	154.1	3.0	31.2	24.0
Tehran	182.9	1.1	40.1	42.5	19.05	223.8	0.8	58.5	62.7	80.95	173.3	1.1	35.3	37.5
Ardebil	179.7	0.0	44.9	41.3	37.05	212.9	-0.7	58.8	62.4	62.95	160.2	0.6	35.6	28.2
Qom	167.9	0.0	35.7	35.7	26.44	212.3	-1.5	53.3	59.9	73.56	151.9	0.8	28.3	26.3
Qazvin	181.0	-0.3	44.5	42.7	34.27	209.6	-1.8	56.2	59.2	65.73	166.2	0.7	37.7	33.5
Golestan	187.1	0.9	44.2	43.4	30.21	230.5	0.2	58.4	66.4	69.79	168.4	1.3	36.9	32.8
North Khorasan	194.5	0.9	47.8	49.4	34.31	223.9	0.2	60.6	64.5	65.69	179.1	1.3	40.5	41.1
South Khorasan	195.5	0.7	50.9	49.3	36.90	219.3	-1.2	58.2	63.1	63.10	181.5	2.1	46.1	40.8
Alborz	176.8	1.0	42.4	38.7	23.78	213.3	-1.2	54.7	61.3	76.22	165.4	2.0	38.0	31.1

General Price Index for Urban Households for Goods and Services, and Percentage Changes in Index by Province, Month: Mordad Year: 1398

Base Year 1395=100

Province	General index				Food, beverages and tobacco					Non-foods items and services				
	General index	Monthly inflation	Point to point inflation	Twelve month inflation rate	Weight	Index	Monthly inflation	Point to point inflation	Twelve month inflation rate	Weight	Index	Monthly inflation	Point to point inflation	Twelve month inflation rate
Total country	179.7	0.7	40.8	41.4	25.03	220.6	-0.4	57.1	63.5	74.97	166.0	1.2	34.6	33.5
Markazi	184.4	1.0	43.4	44.0	29.68	225.7	-0.4	55.5	64.2	70.32	166.9	1.8	37.2	34.7
Gilan	175.2	0.8	40.9	39.2	22.06	213.4	-2.3	57.0	65.0	77.94	164.3	2.0	35.8	31.5
Mazandaran	177.2	0.1	43.1	39.8	27.28	212.2	-1.0	59.7	59.0	72.72	164.1	0.7	36.2	32.2
East Azarbayejan	183.6	-0.2	43.7	44.1	27.20	216.5	-2.2	55.3	63.9	72.80	171.3	0.8	38.8	36.3
West Azarbayejan	173.2	-0.3	38.9	39.9	29.87	207.3	-2.0	51.8	60.2	70.13	158.7	0.7	32.6	30.7
Kermanshah	182.6	0.2	38.1	40.1	29.49	224.8	-1.1	59.1	64.4	70.51	165.0	0.9	28.4	29.6
Khuzestan	183.1	0.1	43.8	44.6	31.00	225.1	-0.4	57.3	66.4	69.00	164.2	0.5	36.5	34.0
Fars	168.0	0.5	32.5	35.9	24.54	210.5	-1.3	47.5	60.8	75.46	154.2	1.3	26.7	27.2
Kerman	172.5	2.0	38.7	35.7	30.59	219.0	0.8	59.3	59.0	69.41	152.0	2.8	28.2	24.7
Khorasan-e-Razavi	172.5	0.2	40.0	39.8	30.86	221.2	-1.0	57.0	65.2	69.14	150.8	1.0	30.8	27.4
Esfahan	171.9	0.9	38.4	37.4	23.50	220.3	0.7	55.2	63.3	76.50	157.1	1.0	32.2	28.8
Sistan & Baluchestan	186.1	0.0	47.8	48.1	37.28	227.8	-0.9	63.8	69.5	62.72	161.3	0.8	36.5	34.3
Kordestan	189.3	-0.4	45.7	49.4	34.99	219.2	-0.9	57.1	65.6	65.01	173.1	-0.1	38.8	40.1
Hamedan	182.9	-0.1	37.0	40.1	27.99	217.3	-2.4	46.9	60.6	72.01	169.5	1.1	32.5	31.9
Chaharmahal & Bakhtiyari	198.0	1.0	49.7	49.3	34.96	235.9	-1.2	62.6	69.8	65.04	177.6	2.6	41.7	37.6
Lorestan	203.4	3.1	51.9	47.3	32.32	228.4	0.5	61.0	65.0	67.68	191.5	4.6	47.1	38.6
Ilam	204.7	1.4	53.7	50.2	33.01	235.3	0.0	64.4	64.1	66.99	189.6	2.3	47.8	42.8
Kohgiluyeh & Boyerahmad	185.5	0.7	42.7	46.9	32.46	217.2	-1.9	55.2	62.6	67.54	170.2	2.3	36.0	38.8
Bushehr	182.9	0.4	47.2	47.6	29.95	246.5	-0.3	72.4	81.2	70.05	155.7	0.9	33.9	32.0
Zanjan	176.6	-0.1	42.3	41.9	29.97	198.3	-0.7	48.3	53.8	70.03	167.3	0.2	39.4	36.4
Semnan	176.4	0.8	38.4	39.1	30.33	215.2	-0.5	55.1	59.8	69.67	159.5	1.6	30.1	29.5
Yazd	178.9	1.2	42.8	40.8	32.04	226.3	0.1	60.2	66.9	67.96	156.6	1.9	33.0	27.5
Hormozgan	170.3	2.7	39.2	35.4	24.30	229.8	1.4	63.2	69.9	75.70	151.2	3.3	29.9	23.4
Tehran	182.9	1.0	40.0	42.5	18.84	224.0	0.7	58.6	62.8	81.16	173.3	1.1	35.3	37.5
Ardebil	177.5	0.1	43.3	39.6	34.35	213.3	-0.6	58.1	62.2	65.65	158.7	0.6	34.4	27.2
Qom	167.7	0.0	35.5	35.5	26.11	212.5	-1.5	52.9	59.9	73.89	151.9	0.8	28.3	26.3
Qazvin	179.2	-0.2	43.4	42.0	31.80	208.0	-1.7	55.1	59.0	68.20	165.8	0.6	37.3	33.6
Golestan	186.6	0.9	44.5	42.8	27.05	236.1	0.7	62.7	68.0	72.95	168.3	1.0	36.5	32.9
North Khorasan	191.7	1.2	47.4	47.5	30.53	226.5	0.8	65.0	65.3	69.47	176.3	1.4	39.1	39.4
South Khorasan	195.6	1.1	52.4	49.0	34.71	221.5	-0.6	61.7	63.4	65.29	181.8	2.1	46.9	40.9
Alborz	176.7	1.0	42.4	38.7	23.44	213.4	-1.3	55.1	61.6	76.56	165.5	2.0	38.0	31.1

General Price Index for Rural Households for Goods and Services, and Percentage Changes in index by Province, Month: Mordad Year: 1398

Base Year:1395=100

Province	General index				Food, beverages and tobacco					Non-foods items and services				
	General index	Monthly inflation	Point to point inflation	Twelve month rate inflation	Weight	Index	Monthly Inflation	Point to point inflation	Twelve month inflation rate	Weight	Index	Monthly inflation	Point to point inflation	Twelve month inflation rate
Total country	187.1	0.3	46.1	46.6	39.62	214.6	-0.9	54.8	62.6	60.38	169.1	1.3	39.6	35.5
Markazi	194.5	0.6	49.1	50.0	42.30	225.4	-1.0	57.1	64.2	57.70	171.9	2.2	42.1	38.5
Gilan	178.5	-0.5	45.2	43.4	33.87	200.9	-3.2	57.3	62.1	66.13	167.0	1.3	38.6	33.6
Mazandaran	183.4	-0.5	47.0	43.3	32.77	214.0	-2.7	59.6	61.3	67.23	168.5	1.0	40.2	34.0
East Azarbayejan	195.8	-0.6	48.9	51.4	39.80	213.6	-2.9	49.1	61.5	60.20	184.1	1.2	48.8	44.4
West Azarbayejan	182.3	-0.6	41.6	46.0	41.77	213.2	-1.9	47.9	62.8	58.23	160.2	0.7	36.1	32.5
Kermanshah	195.5	1.2	45.3	44.7	41.41	234.0	1.1	59.6	63.8	58.59	168.3	1.2	33.6	30.3
Khuzestan	192.2	-0.3	46.5	50.4	45.60	222.0	-1.2	53.8	65.9	54.40	167.2	0.8	39.2	36.4
Fars	182.6	1.1	43.5	45.1	39.33	217.3	0.9	55.3	63.9	60.67	160.1	1.3	34.5	32.0
Kerman	170.8	0.3	40.6	39.7	41.71	199.6	-1.1	51.4	54.7	58.29	150.3	1.6	31.7	28.4
Khorasan-e-Razavi	195.3	0.8	49.7	48.3	44.72	225.8	0.5	59.1	64.3	55.28	170.7	1.2	40.7	34.5
Esfahan	184.2	1.0	46.9	44.2	31.92	219.0	-0.4	56.0	63.2	68.08	167.9	1.9	41.9	34.5
Sistan & Baluchestan	176.8	-0.7	43.3	50.6	55.40	192.9	-1.5	49.4	62.1	44.60	156.8	0.6	34.8	36.0
Kordestan	195.9	-0.3	53.1	55.9	44.55	206.6	-1.9	53.6	66.6	55.45	187.4	1.1	52.8	46.9
Hamedan	180.5	-1.0	42.0	46.9	42.56	195.5	-2.9	48.3	60.7	57.44	169.4	0.7	37.0	36.5
Chaharmahal&Bakhtiyari	200.5	0.6	46.9	52.6	42.84	235.4	-1.7	55.7	71.3	57.16	174.3	2.9	39.0	37.1
Lorestan	203.2	2.1	53.6	54.5	41.26	220.4	1.5	54.9	64.8	58.74	191.1	2.6	52.5	46.9
Ilam	204.5	1.9	59.9	52.8	44.98	228.2	2.6	69.2	65.1	55.02	185.1	1.1	51.5	42.2
Kohgiluyeh & Boyerahmad	185.3	0.5	45.1	50.8	43.38	201.0	-0.8	49.4	61.8	56.62	173.2	1.7	41.5	41.8
Bushehr	187.4	1.0	52.9	50.0	37.71	229.7	1.0	66.5	67.9	62.29	161.8	1.0	42.9	38.1
Zanjan	175.1	-0.8	41.4	41.4	42.65	190.2	-1.7	45.3	51.4	57.35	163.9	0.0	38.2	33.5
Semnan	185.2	0.9	45.1	42.4	38.74	203.6	-0.5	53.3	51.7	61.26	173.6	1.9	39.6	36.2
Yazd	191.7	1.1	49.3	48.4	30.92	226.6	1.2	57.2	63.4	69.08	176.1	1.1	45.1	41.1
Hormozgan	182.8	1.5	44.0	39.9	39.64	213.7	0.5	56.1	60.8	60.36	162.4	2.3	34.9	25.6
Tehran	185.8	1.7	41.4	43.4	26.74	220.4	1.9	57.1	61.0	73.26	173.2	1.6	35.2	36.6
Ardebil	186.0	-0.2	49.6	45.8	44.68	212.0	-0.9	60.5	62.8	55.32	164.9	0.7	39.7	31.5
Qom	174.0	0.5	42.7	40.6	38.45	209.6	0.0	63.6	58.6	61.55	151.8	1.0	28.6	28.6
Qazvin	188.1	-0.4	49.1	45.3	44.04	214.1	-2.0	59.6	59.9	55.96	167.7	1.2	39.9	33.3
Golestan	188.2	0.8	43.5	44.7	36.83	222.0	-0.6	52.0	63.9	63.17	168.6	2.0	37.7	32.8
North Khorasan	201.0	0.3	48.8	53.7	43.15	219.6	-0.9	53.6	63.3	56.85	186.9	1.3	44.7	45.9
South Khorasan	195.3	-0.2	47.2	50.2	42.47	214.8	-2.5	51.1	62.5	57.53	180.9	2.0	43.8	40.6
Alborz	177.8	1.3	42.0	39.1	29.93	211.7	0.2	49.1	56.9	70.07	163.3	1.9	38.3	30.9

General Price Index for National Households for Goods and Services by Province and Main Groups

Month: Mordad, Year: 1398

Base Year:1395=100

Province \ Main groups	Foods and beverages	Tobacco	Clothing and footwear	Housing, water, electricity, gas and other fuels	Furnishings, household equipment and routine household maintenance	Health & medical services	Transport	Communication	Recreation and culture	Education	Restaurants and hotels	Miscellaneous goods and services
Total country	217.9	279.6	192.5	150.8	222.6	156.3	180.6	147.6	221.7	148.3	179.6	196.4
Markazi	222.7	313.2	179.6	137.8	231.0	159.2	192.8	140.7	221.8	143.0	200.0	197.0
Gilan	206.3	309.4	182.5	141.3	235.0	154.8	177.7	165.5	203.9	144.7	179.1	198.3
Mazandaran	211.8	265.0	181.1	141.1	220.2	159.2	184.5	151.8	212.0	157.2	183.2	192.0
East Azarbayejan	214.1	260.1	216.1	133.4	261.9	172.6	192.3	133.6	234.5	141.8	185.1	214.5
West Azarbayejan	206.8	282.8	209.1	126.2	232.7	176.9	169.2	145.6	229.8	146.4	174.7	186.3
Kermanshah	225.3	286.8	198.9	142.8	221.2	149.5	172.0	134.8	218.0	145.3	208.1	230.7
Khuzestan	222.9	293.2	188.1	135.1	217.4	161.8	191.7	157.9	202.6	147.4	171.4	196.9
Fars	210.0	335.6	179.0	140.8	204.9	143.3	170.7	157.0	176.7	137.5	172.0	178.7
Kerman	211.0	269.9	167.3	132.8	207.8	166.7	155.0	142.6	180.5	140.0	201.3	185.8
Khorasan-e-Razavi	221.7	281.8	201.4	129.6	228.4	154.1	160.1	145.7	215.1	149.5	189.7	197.3
Esfahan	218.1	307.2	184.5	131.1	229.1	162.7	161.4	151.3	241.9	147.1	199.8	192.6
Sistan & Baluchestan	212.3	263.5	191.4	137.6	184.5	142.2	192.1	141.7	188.3	117.9	167.6	176.1
Kordestan	214.1	263.4	221.7	141.2	241.5	158.1	170.6	149.4	243.4	137.4	184.1	238.3
Hamedan	207.6	267.6	202.8	142.5	240.4	144.4	178.7	169.5	223.9	145.6	225.8	179.7
Chaharmahal&Bakhtiyari	231.1	361.3	182.1	160.5	213.3	156.8	179.2	175.1	211.5	154.7	187.1	201.1
Lorestan	224.8	265.9	205.3	192.8	256.3	156.0	163.3	149.3	213.2	145.3	224.5	189.8
Ilam	233.0	283.2	209.7	160.2	255.5	179.0	184.5	167.5	262.4	143.9	202.8	220.0
Kohgiluyeh &Boyerahmad	210.7	268.8	186.1	143.9	221.9	143.6	163.4	150.6	226.3	138.8	177.2	202.9
Bushehr	242.2	254.8	186.6	131.0	233.4	148.5	173.4	137.9	212.8	144.0	191.6	208.3
Zanjan	193.7	279.2	198.8	140.2	216.7	158.7	177.6	127.8	222.7	149.3	187.4	196.3
Semnan	211.9	318.1	191.1	142.1	225.3	169.9	169.3	146.2	176.0	131.6	174.4	190.2
Yazd	224.3	327.4	200.7	133.3	257.6	152.2	163.2	142.4	244.1	143.1	197.7	197.8
Hormozgan	222.4	292.9	173.3	138.3	206.9	150.2	157.9	140.9	200.9	141.1	162.7	186.2
Tehran	223.5	241.0	189.9	169.6	200.4	152.8	192.2	145.5	230.3	153.7	164.6	194.6
Ardebil	210.8	270.9	169.1	142.4	217.1	151.7	160.0	137.8	203.2	134.7	185.4	189.6
Qom	211.3	268.5	178.7	134.0	198.1	136.5	170.2	152.6	203.7	152.3	172.2	181.7
Qazvin	207.0	302.8	182.7	136.4	244.1	154.4	183.7	141.3	253.3	139.1	199.0	213.2
Golestan	229.4	268.8	196.7	143.8	265.4	144.6	178.2	145.2	254.6	150.3	203.2	212.4
North Khorasan	220.5	340.8	232.4	133.3	267.5	174.9	195.1	148.5	233.0	171.0	188.2	212.9
South Khorasan	219.2	291.8	236.4	139.4	235.6	166.6	171.9	157.8	222.7	134.8	185.0	205.9
Alborz	212.2	264.3	186.0	153.8	212.7	162.4	189.1	126.4	239.5	142.0	174.1	194.9

Point-to-Point Inflation Rate for National Households for Goods and Services by Province and Main Groups

Month: Mordad

Year: 1398

Base Year:1395=100

Province	Main groups	Foods and beverages	Tobacco	Clothing and footwear	Housing, water, electricity, gas and other fuels	Furnishings, household equipment and routine household maintenance	Health & medical services	Transport	Communication	Recreation and culture	Education	Restaurants and hotels	Miscellaneous goods and services
Total country		57.4	32.6	55.2	24.0	71.3	27.9	46.0	27.3	65.9	23.3	49.1	49.8
Markazi		57.5	27.8	47.3	23.4	73.3	20.1	53.3	19.9	56.0	15.4	54.2	53.7
Gilan		58.6	29.0	55.9	20.4	79.7	27.3	46.6	31.7	61.1	16.4	61.0	48.3
Mazandaran		61.0	20.1	48.7	24.3	70.3	27.8	46.6	27.9	63.8	23.8	48.7	50.5
East Azarbayejan		55.4	18.2	63.8	15.7	86.3	38.5	57.0	22.1	66.1	12.4	50.7	55.3
West Azarbayejan		51.8	26.2	61.0	16.6	73.9	25.7	40.4	26.3	64.1	19.4	45.1	41.8
Kermanshah		60.3	34.9	46.9	14.3	64.6	22.4	41.4	22.6	59.5	21.7	59.6	44.9
Khuzestan		56.9	45.7	51.5	20.5	70.3	29.4	52.7	31.3	56.1	15.9	44.9	55.5
Fars		49.2	65.8	44.9	15.9	60.6	23.3	42.7	30.1	44.5	13.5	47.1	44.9
Kerman		57.0	37.6	35.2	19.6	57.8	28.5	35.0	29.4	45.2	17.8	57.6	40.0
Khorasan-e-Razavi		57.8	40.7	65.2	16.2	71.5	30.9	38.5	22.5	69.4	22.4	63.3	56.1
Esfahan		56.0	37.7	53.8	16.8	74.0	35.8	34.8	25.1	77.1	22.5	57.4	45.3
Sistan & Baluchestan		57.5	86.8	51.7	25.5	52.4	14.8	49.9	31.5	48.8	12.4	30.2	38.6
Kordestan		57.1	35.4	65.5	23.8	79.0	26.5	43.3	24.1	67.2	16.5	50.7	56.3
Hamedan		48.6	26.2	50.9	17.1	73.7	18.0	42.2	23.4	53.0	24.2	74.7	38.0
Chaharmahal&Bakhtiyari		61.0	51.1	48.1	29.4	65.6	27.7	43.5	32.1	60.9	22.7	53.4	58.7
Lorestan		60.1	35.1	69.2	39.7	97.2	29.4	36.8	32.3	64.6	28.6	78.3	53.1
Ilam		65.4	73.5	63.0	26.7	96.9	33.7	52.5	40.4	96.7	15.1	59.9	65.8
Kohgiluyeh &Boyerahmad		53.1	30.8	49.5	17.2	71.0	22.2	38.0	28.0	60.4	19.0	44.4	48.3
Bushehr		71.3	51.4	64.4	15.6	95.1	30.6	47.9	27.6	70.8	19.6	51.8	62.3
Zanjan		47.6	40.9	59.3	24.7	66.5	24.8	48.4	20.3	66.1	16.5	48.8	51.8
Semnan		55.1	29.7	56.6	22.0	72.4	27.0	36.8	18.4	39.2	10.5	41.7	37.7
Yazd		60.5	38.4	71.5	16.2	99.0	29.6	42.0	26.7	77.8	25.1	56.7	45.3
Hormozgan		60.3	65.7	43.8	18.4	62.6	31.0	39.2	26.9	51.4	20.8	41.6	49.0
Tehran		59.6	20.6	55.3	29.6	61.2	25.4	48.7	30.3	70.0	32.4	39.9	49.3
Ardebil		61.2	20.2	42.6	23.2	77.0	23.5	40.7	20.7	61.9	12.1	54.2	49.7
Qom		53.5	44.4	41.3	20.1	53.0	14.3	36.4	25.5	56.4	17.3	42.4	43.7
Qazvin		57.3	33.5	54.7	20.1	79.3	25.8	52.3	20.7	81.8	13.2	62.3	47.7
Golestan		59.9	25.2	61.9	19.4	92.9	23.2	42.1	23.3	81.7	22.7	64.3	63.7
North Khorasan		61.7	39.3	75.5	13.2	92.7	26.1	49.7	25.1	75.3	22.6	60.8	56.6
South Khorasan		58.2	49.4	79.1	18.6	83.2	35.8	40.0	30.8	63.3	18.9	56.9	54.2
Alborz		55.9	19.8	56.9	29.9	65.0	33.6	55.1	20.7	83.0	18.8	38.8	54.2

Annual Inflation Rate for National Households for Goods and Services by Province and Main Groups Month: Mordad Year: 1398 Base Year:1395=100

Province	Main groups	Foods and beverages	Tobacco	Clothing and footwear	Housing, water, electricity, gas and other fuels	Furnishings, household equipment and routine household maintenance	Health & medical services	Transport	Communication	Recreation and culture	Education	Restaurants and hotels	Miscellaneous goods and services
Total country		62.2	112.1	49.9	22.9	70.5	24.7	46.2	34.1	66.9	21.2	38.7	51.2
Markazi		62.1	119.4	41.9	17.0	73.9	23.0	52.0	31.4	66.7	17.3	49.1	51.1
Gilan		61.7	134.5	46.6	14.5	76.1	21.8	49.0	41.1	51.6	15.4	42.1	53.0
Mazandaran		59.0	103.5	41.7	18.0	67.6	21.5	47.0	37.5	55.5	21.4	38.1	48.6
East Azarbayejan		61.9	99.6	60.9	14.2	91.9	30.6	52.6	23.9	75.1	14.7	43.7	57.6
West Azarbayejan		59.2	113.4	60.9	13.1	78.8	27.3	35.3	32.1	73.8	18.1	36.6	41.9
Kermanshah		62.9	112.0	46.3	14.9	62.4	21.3	34.9	22.6	59.1	21.1	51.6	69.8
Khuzestan		64.9	123.7	46.4	16.9	70.4	22.0	55.1	41.7	58.2	15.2	37.4	57.1
Fars		60.0	145.0	41.4	16.8	62.7	21.7	41.3	42.2	42.6	13.1	37.7	42.6
Kerman		56.7	105.0	36.1	12.8	63.0	30.0	30.9	32.3	42.5	17.4	46.6	43.1
Khorasan-e-Razavi		64.4	111.1	53.4	14.5	73.5	27.5	36.0	25.3	64.5	19.3	42.4	52.2
Esfahan		61.8	124.6	43.7	13.1	70.6	28.1	34.2	37.8	77.0	20.9	46.6	45.5
Sistan & Baluchestan		65.6	122.1	62.7	13.5	57.6	22.1	60.0	33.1	56.1	12.4	38.2	46.8
Kordestan		64.5	104.0	67.2	20.1	82.5	23.9	39.4	30.0	82.4	16.9	41.8	76.4
Hamedan		58.5	110.8	55.0	16.0	82.8	13.1	40.2	35.5	62.9	22.1	56.4	35.9
Chaharmahal&Bakhtiari		67.0	147.8	43.5	22.1	62.4	24.8	42.3	52.3	61.1	22.3	39.5	54.0
Lorestan		63.6	111.3	60.8	28.7	92.4	23.0	29.8	40.0	67.4	27.0	65.1	50.3
Ilam		63.7	125.6	53.9	20.7	85.7	32.8	50.6	43.8	78.3	16.0	47.7	65.7
Kohgiluyeh &Boyerahmad		62.1	113.0	46.8	19.0	76.2	25.5	36.8	43.4	69.2	19.2	38.8	64.3
Bushehr		77.6	106.3	57.8	16.6	87.3	23.0	43.9	28.2	71.2	14.7	48.2	59.9
Zanjan		51.6	104.3	57.7	22.1	67.2	23.7	40.9	21.1	66.4	15.3	39.9	50.3
Semnan		57.4	135.4	53.9	19.5	72.7	24.4	37.3	26.7	39.6	11.0	36.3	40.7
Yazd		65.1	125.2	55.4	12.2	91.9	23.1	36.0	29.8	77.3	21.8	46.5	48.1
Hormozgan		65.5	123.9	34.0	9.7	61.7	21.7	30.5	31.7	53.4	22.2	34.3	46.5
Tehran		62.1	92.1	49.7	33.0	57.8	25.8	53.3	35.4	74.1	27.7	31.4	51.2
Ardebil		60.6	108.7	37.5	14.6	67.8	22.2	31.0	21.9	52.7	12.1	35.8	47.3
Qom		59.0	104.7	41.4	14.3	54.7	17.7	38.9	35.3	60.1	20.6	33.9	43.3
Qazvin		57.4	111.4	43.5	15.9	78.0	19.0	49.4	25.7	78.2	12.9	46.5	57.1
Golestan		65.2	105.3	48.4	15.6	89.7	17.3	45.0	33.2	79.3	25.1	41.1	61.0
North Khorasan		62.3	125.8	75.2	15.8	94.0	32.8	47.8	37.3	71.4	21.6	47.4	60.6
South Khorasan		63.0	117.9	71.7	13.7	80.0	27.0	35.0	39.5	65.8	17.4	39.8	51.8
Alborz		60.3	103.2	45.6	22.0	62.5	24.3	52.7	21.4	71.4	18.1	36.0	47.0

Contact information:

For more information on national CPI in current month, time series of CPI for national households and time series of national CPI for expenditure deciles, please visit: www.amar.org.ir

Address:

Statistical Centre of Iran

No. 1, corner of Rahee Moayeri St., Dr. Fatemi Ave., Tehran 1414663111, I. R. Iran

Tel: +98 21 88958189

Email: int@sci.org.ir

The release of the report for the Month of Shahrivar, the year 1398: October 2019



Statistical Centre of Iran